

# Aim to Empower your Portfolio with the Might of the PSU Powerhouses

## Aditya Birla Sun Life PSU Equity Fund

(An Open ended equity scheme following PSU theme)


Monthly SIP of  
**₹10,000**  
started  
4 years<sup>#</sup> ago



would have  
grown to  
**₹14.30  
Lakhs**  
TODAY!

Map used above is not a political map. It is used for illustration purposes only.

Investment of  
**₹1 Lakh** grew to



**₹3.47 Lakhs**  
in 4 years<sup>#</sup>

<sup>#</sup>Inception Date: December 30, 2019

### Why invest in Aditya Birla Sun Life PSU Equity Fund?



Exposure to vital  
PSUs driving India's  
economic landscape.



Diversification across  
PSU sectors.



Managed by  
experienced  
professionals.



Long term growth  
potential.



For quick transaction,  
generate your exclusive

• ABSLMF •

PARTNER



EASYLINK

CLICK HERE



Scan QR code  
to know more about the fund



# Scheme Performance Summary

Aditya Birla Sun Life PSU Equity Fund - Regular Plan - Growth Option			NAV as on May 31, 2024: ₹34.74	
Fund Managers: Mr. Dhaval Gala (since September 22, 2022) and Mr. Dhaval Joshi (since November 21, 2022)				
Particulars	CAGR % Returns			
	Since Inception	5 Years	3 Years	1 Year
Aditya Birla Sun Life PSU Equity Fund	32.53%	NA	40.29%	95.25%
B: S&P BSE PSU TRI	33.95%	26.57%	45.65%	107.81%
AB: Nifty 50 TRI	16.10%	14.93%	14.44%	22.95%
Current Value of Standard Investment of ₹10,000 invested (in ₹)				
Aditya Birla Sun Life PSU Equity Fund	34,740	NA	27,637	19,561
B: S&P BSE PSU TRI	36,414	32,523	30,931	20,822
AB: Nifty 50 TRI	19,353	20,072	14,991	12,302
Inception Date: December 30, 2019				

Past performance may or may not be sustained in future. The above performance is of Regular Plan - Growth Option. Kindly note that different plans have different expense structure. Load and Taxes are not considered for computation of returns. When scheme/additional benchmark returns are not available, they have not been shown. Total Schemes Co-Managed by Fund Managers is 5. Total Schemes managed by Mr. Dhaval Gala is 7. Total Schemes managed by Mr. Dhaval Joshi is 51.

PERFORMANCE OF OTHER OPEN-ENDED SCHEMES MANAGED BY MR. DHAVAL GALA						
Fund Manager: Mr. Dhaval Gala						
Schemes Name	CAGR % Returns					
	5 Years		3 Years		1 Year	
	Scheme	Benchmark	Scheme	Benchmark	Scheme	Benchmark
Aditya Birla Sun Life Dividend Yield Fund	21.29%	18.02%	27.01%	20.52%	50.36%	38.89%
Aditya Birla Sun Life Banking & Financial Services Fund	12.89%	12.41%	17.06%	12.84%	29.95%	15.01%
Aditya Birla Sun Life ELSS Tax Saver Fund	11.23%	17.83%	10.97%	18.08%	31.70%	35.06%
Aditya Birla Sun Life ESG Fund	NA	NA	11.87%	13.76%	24.22%	27.98%
Aditya Birla Sun Life Business Cycle Fund	NA	NA	NA	NA	27.38%	34.59%

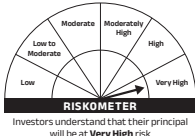
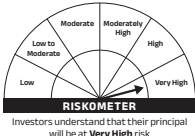
Note:  
a. Mr. Dhaval Gala manages 7 open-ended schemes of Aditya Birla Sun Life Mutual Fund. b. Different plans shall have a different expense structure. The performance details provided herein are of Regular Plan - Growth Option.

PERFORMANCE OF OTHER OPEN ENDED SCHEME MANAGED BY MR. DHAVAL JOSHI						
Fund Manager: Mr. Dhaval Joshi						
Schemes Name	CAGR % Returns					
	5 Years		3 Years		1 Year	
	Scheme	Benchmark	Scheme	Benchmark	Scheme	Benchmark
Aditya Birla Sun Life Bal Bhavishya Yojna	11.25%	18.02%	13.10%	20.52%	34.85%	38.89%
Aditya Birla Sun Life Infrastructure Fund	23.06%	24.21%	31.66%	29.76%	60.02%	60.91%
Aditya Birla Sun Life Equity Advantage Fund	15.04%	20.77%	13.85%	23.15%	36.37%	44.97%
Aditya Birla Sun Life Midcap Fund	19.30%	25.65%	24.49%	28.41%	51.23%	58.64%
Aditya Birla Sun Life Dividend Yield Fund	21.29%	18.02%	27.01%	20.52%	50.36%	38.89%
Aditya Birla Sun Life Banking & Financial Services Fund	12.89%	12.41%	17.06%	12.84%	29.95%	15.01%

Note: a. Mr. Dhaval Joshi manages 51 open-ended schemes of Aditya Birla Sun Life Mutual Fund. b. Different plans shall have a different expense structure. The performance details provided herein are Regular Plan - Growth Option.

SIP PERFORMANCE - REGULAR PLAN - GROWTH (ASSUMING SIP OF ₹10,000 PER MONTH)				
Fund Managers: Mr. Dhaval Gala (since September 22, 2022) and Mr. Dhaval Joshi (since November 21, 2022)				
Particulars	Since Inception	5 Years	3 Years	1 Year
Total Amount Invested (in ₹)	5,40,000	NA	3,60,000	1,20,000
Market Value of amount Invested	14,30,121	NA	7,40,370	1,74,080
Scheme Returns (CAGR)	45.53%	NA	52.96%	92.95%
B: Nifty 500 Multicap 50:25:25 TRI Returns (CAGR)	51.35%	NA	59.96%	113.65%
AB: Nifty 50 TRI Returns (CAGR)	18.65%	NA	15.90%	20.83%

The fund's inception date is December 30, 2019, and the initial SIP installment is considered to have been made on that date. Subsequent installments occur on the first day of every following month. Past Performance may or may not be sustained in the future.

PRODUCT LABEL			
Name of Scheme	This product is suitable for investors who are seeking*:	Riskometer	Benchmark Riskometer S&P BSE PSU TRI
Aditya Birla Sun Life PSU Equity Fund (An Open ended equity scheme following PSU theme.)	<ul style="list-style-type: none"><li>Long term capital appreciation</li><li>Invests in stocks of Public Sector Undertakings</li></ul>	 Investors understand that their principal will be at <b>Very High</b> risk	 Investors understand that their principal will be at <b>Very High</b> risk
*Investors should consult their financial advisors if in doubt whether the product is suitable for them.			

Data as on May 31, 2024 | B: Benchmark | AB: Additional Benchmark  
Aditya Birla Sun Life AMC Limited /Aditya Birla Sun Life Mutual Fund is not guaranteeing/offering/communicating any indicative yield/returns on investments.  
Past performance of any product does not indicate its future performance.  
Contact your financial advisor for further details OR Visit - [www.mutualfund.adityabirlacapital.com](http://www.mutualfund.adityabirlacapital.com)

Follow us at    

Mutual Fund Investments are subject to market risks, read all scheme related documents carefully.